

**InterEnerStatMeeting
International Energy Agency, Paris
22-23 November 2005**

Emilie Marinova, Economic Counsellor
Eurogas



I. Presentation of Eurogas

- Organisation
- Members

II. Statistics within Eurogas

- Publications
- Country coverage
- Examples (details, flows)

III. Major challenges and applied solutions

- Enlargement
- Liberalisation

IV. Fields of existing and possible cooperation

- National statistic offices
- Non-member countries data
- International cooperation



I. What is EUROGAS ?

- European organisation of Natural gas industry
- Non-profit international association based in Brussels
- Representing now the natural gas industry in 21 European countries
- Active in
 - structure and regulation of the internal market
 - security of supply
 - energy statistics and economic forecasts
 - energy taxation
 - environmental protection
 - legal matters
 - ...
- Internal organisation :
 - General assembly
 - Board
 - Committees
 - General Secretariat



I. EUROGAS Membership since September 2005

Membership Eurogas



32 MEMBERS
(10 National
Federations / 22
corporate members)
21 COUNTRIES



II. EUROGAS STATISTICS

- Publication of a press release on natural gas consumption in EU25+Switzerland and Turkey at the beginning of the year;
- Annual Report statistics: a full set of data, charts and comments;
- Country reports: topics of current interest (spring, autumn);
- Economic time series: database of main indicators of the natural gas industry – a tool for analyses and to derive key messages;
- On demand statistics: for Eurogas members;
- Long-term forecasts of the natural gas industry and Scenarios;



II. STATISTIC SECTION OF THE ANNUAL REPORT

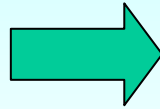
- Primary Energy Consumption (PEC) by fuel
- Share of natural gas in PEC
- PEC per capita and per GDP
- Final Energy Consumption (FEC) by source
- Inland Sales of Natural Gas by sector
- Gas demand growth by sector
- Supplies of natural gas
- LNG supplies
- Net imports by sector
- Number of gas customers
- Number of employees
- Pipeline lengths
- Natural Gas storages



II. Country coverage of Eurogas statistics

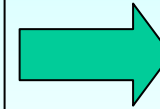
In the past:
EU15 + following countries

- Austria
- Belgium
- Denmark
- Finland
- France
- Germany
- Greece
- Ireland
- Italy
- Luxembourg**
- Portugal
- Spain
- Sweden
- Netherland
- United Kingdom
- Czech Republic
- Switzerland
- Hungary
- Slovak Republic
- Turkey



This year:
EU25 + Switzerland

- Austria
- Belgium
- (Cyprus)*
- Czech Republic
- Denmark
- Estonia**
- Finland
- France
- Germany
- Greece
- Hungary
- Ireland
- Italy
- Latvia**
- Lithuania**
- Luxembourg**
- (Malta)*
- Poland
- Portugal
- Slovenia**
- Slovakia
- Spain
- Sweden
- Netherlands
- United Kingdom




In the future:
EU25 + Bulgaria
Romania + Turkey +
Switzerland

- EU25**
- +
- Bulgaria**
- Romania**
- Switzerland
- Turkey

Russian gas figures might be added !

II. Example of data presented in the Annual Report



II. Example of data presented in the Annual Report

The European Natural Gas Industry in key figures
(at 31 January 2005)

	Number of Gas Customers			Number of employees		Pipeline Lengths			Natural Gas storages		
	Germany	Rest of Europe	Total	Number of employees	Number of employees	Germany	Rest of Europe	Total	Number of storage facilities	Gas storage volume (million m ³)	Gas storage capacity (million m ³)
A	NA	NA	1540	0	0	0	0	0	4	1000	0
B	76	76	2700	3000	0	0	0	0	2	800	22
CA	400	0	400	1040	2700	14000	10000	0	1	70	0
CC	29024	181,3	29215,3	9040	3000	40000	10000	0	0	1000	80
D	10000	100	10100	10000	0	0	0	0	40	10000	400
EE	76	76	200	1000	1000	10000	10000	0	2	100	10
F	76	76	1000	5000	10000	40000	10000	0	0	1000	10
GG	0	0	0	0	0	0	0	0	0	0	0
H	10000	0	10000	10000	10000	10000	10000	0	0	10000	100
II	0	0	0	0	0	0	0	0	0	0	0
KK	0	0	0	0	0	0	0	0	0	0	0
LL	0	0	0	0	0	0	0	0	0	0	0
MM	0	0	0	0	0	0	0	0	0	0	0
NN	0	0	0	0	0	0	0	0	0	0	0
OO	0	0	0	0	0	0	0	0	0	0	0
PP	0	0	0	0	0	0	0	0	0	0	0
QQ	0	0	0	0	0	0	0	0	0	0	0
RR	0	0	0	0	0	0	0	0	0	0	0
SS	0	0	0	0	0	0	0	0	0	0	0
TT	0	0	0	0	0	0	0	0	0	0	0
UU	0	0	0	0	0	0	0	0	0	0	0
VV	0	0	0	0	0	0	0	0	0	0	0
WW	0	0	0	0	0	0	0	0	0	0	0
XX	0	0	0	0	0	0	0	0	0	0	0
YY	0	0	0	0	0	0	0	0	0	0	0
ZZ	0	0	0	0	0	0	0	0	0	0	0
AAA	0	0	0	0	0	0	0	0	0	0	0
BBB	0	0	0	0	0	0	0	0	0	0	0
CCC	0	0	0	0	0	0	0	0	0	0	0
DDD	0	0	0	0	0	0	0	0	0	0	0
EEE	0	0	0	0	0	0	0	0	0	0	0
FFF	0	0	0	0	0	0	0	0	0	0	0
GGG	0	0	0	0	0	0	0	0	0	0	0
HHH	0	0	0	0	0	0	0	0	0	0	0
III	0	0	0	0	0	0	0	0	0	0	0
JJJ	0	0	0	0	0	0	0	0	0	0	0
KKK	0	0	0	0	0	0	0	0	0	0	0
LLL	0	0	0	0	0	0	0	0	0	0	0
MMM	0	0	0	0	0	0	0	0	0	0	0
NNN	0	0	0	0	0	0	0	0	0	0	0
OOO	0	0	0	0	0	0	0	0	0	0	0
PPP	0	0	0	0	0	0	0	0	0	0	0
QQQ	0	0	0	0	0	0	0	0	0	0	0
RRR	0	0	0	0	0	0	0	0	0	0	0
SSS	0	0	0	0	0	0	0	0	0	0	0
TTT	0	0	0	0	0	0	0	0	0	0	0
UUU	0	0	0	0	0	0	0	0	0	0	0
VVV	0	0	0	0	0	0	0	0	0	0	0
WWW	0	0	0	0	0	0	0	0	0	0	0
XXX	0	0	0	0	0	0	0	0	0	0	0
YYY	0	0	0	0	0	0	0	0	0	0	0
ZZZ	0	0	0	0	0	0	0	0	0	0	0
AAA	0	0	0	0	0	0	0	0	0	0	0
BBB	0	0	0	0	0	0	0	0	0	0	0
CCC	0	0	0	0	0	0	0	0	0	0	0
DDD	0	0	0	0	0	0	0	0	0	0	0
EEE	0	0	0	0	0	0	0	0	0	0	0
FFF	0	0	0	0	0	0	0	0	0	0	0
GGG	0	0	0	0	0	0	0	0	0	0	0
HHH	0	0	0	0	0	0	0	0	0	0	0
III	0	0	0	0	0	0	0	0	0	0	0
JJJ	0	0	0	0	0	0	0	0	0	0	0
KKK	0	0	0	0	0	0	0	0	0	0	0
LLL	0	0	0	0	0	0	0	0	0	0	0
MMM	0	0	0	0	0	0	0	0	0	0	0
NNN	0	0	0	0	0	0	0	0	0	0	0
OOO	0	0	0	0	0	0	0	0	0	0	0
PPP	0	0	0	0	0	0	0	0	0	0	0
QQQ	0	0	0	0	0	0	0	0	0	0	0
RRR	0	0	0	0	0	0	0	0	0	0	0
SSS	0	0	0	0	0	0	0	0	0	0	0
TTT	0	0	0	0	0	0	0	0	0	0	0
UUU	0	0	0	0	0	0	0	0	0	0	0
VVV	0	0	0	0	0	0	0	0	0	0	0
WWW	0	0	0	0	0	0	0	0	0	0	0
XXX	0	0	0	0	0	0	0	0	0	0	0
YYY	0	0	0	0	0	0	0	0	0	0	0
ZZZ	0	0	0	0	0	0	0	0	0	0	0
AAA	0	0	0	0	0	0	0	0	0	0	0
BBB	0	0	0	0	0	0	0	0	0	0	0
CCC	0	0	0	0	0	0	0	0	0	0	0
DDD	0	0	0	0	0	0	0	0	0	0	0
EEE	0	0	0	0	0	0	0	0	0	0	0
FFF	0	0	0	0	0	0	0	0	0	0	0
GGG	0	0	0	0	0	0	0	0	0	0	0
HHH	0	0	0	0	0	0	0	0	0	0	0
III	0	0	0	0	0	0	0	0	0	0	0
JJJ	0	0	0	0	0	0	0	0	0	0	0
KKK	0	0	0	0	0	0	0	0	0	0	0
LLL	0	0	0	0	0	0	0	0	0	0	0
MMM	0	0	0	0	0	0	0	0	0	0	0
NNN	0	0	0	0	0	0	0	0	0	0	0
OOO	0	0	0	0	0	0	0	0	0	0	0
PPP	0	0	0	0	0	0	0	0	0	0	0
QQQ	0	0	0	0	0	0	0	0	0	0	0
RRR	0	0	0	0	0	0	0	0	0	0	0
SSS	0	0	0	0	0	0	0	0	0	0	0
TTT	0	0	0	0	0	0	0	0	0	0	0
UUU	0	0	0	0	0	0	0	0	0	0	0
VVV	0	0	0	0	0	0	0	0	0	0	0
WWW	0	0	0	0	0	0	0	0	0	0	0
XXX	0	0	0	0	0	0	0	0	0	0	0
YYY	0	0	0	0	0	0	0	0	0	0	0
ZZZ	0	0	0	0	0	0	0	0	0	0	0
AAA	0	0	0	0	0	0	0	0	0	0	0
BBB	0	0	0	0	0	0	0	0	0	0	0
CCC	0	0	0	0	0	0	0	0	0	0	0
DDD	0	0	0	0	0	0	0	0	0	0	0
EEE	0	0	0	0	0	0	0	0	0	0	0
FFF	0	0	0	0	0	0	0	0	0	0	0
GGG	0	0	0	0	0	0	0	0	0	0	0
HHH	0	0	0	0	0	0	0	0	0	0	0
III	0	0	0	0	0	0	0	0	0	0	0
JJJ	0	0	0	0	0	0	0	0	0	0	0
KKK	0	0	0	0	0	0	0	0	0	0	0
LLL	0	0	0	0	0	0	0	0	0	0	0
MMM	0	0	0	0	0	0	0	0	0	0	0
NNN	0	0	0	0	0	0	0	0	0	0	0
OOO	0	0	0	0	0	0	0	0	0	0	0
PPP	0	0	0	0	0	0	0	0	0	0	0
QQQ	0	0	0	0	0	0	0	0	0	0	0
RRR	0	0	0	0	0	0	0	0	0	0	0
SSS	0	0	0	0	0	0	0	0	0	0	0
TTT	0	0	0	0	0	0	0	0	0	0	0
UUU	0	0	0	0	0	0	0	0	0	0	0
VVV	0	0	0	0	0	0	0	0	0	0	0
WWW	0	0	0	0	0	0	0	0	0	0	0
XXX	0	0	0	0	0	0	0	0	0	0	0
YYY	0	0	0	0	0	0	0	0	0	0	0
ZZZ	0	0	0	0	0	0	0	0	0	0	0
AAA	0	0	0	0	0	0	0	0	0	0	0
BBB	0	0	0	0	0	0	0	0	0	0	0
CCC	0	0	0	0	0	0	0	0	0	0	0
DDD	0	0	0	0	0	0	0	0	0	0	0
EEE	0	0	0	0	0	0	0	0	0	0	0
FFF	0	0	0	0	0	0	0	0	0	0	0
GGG	0	0	0	0	0	0	0	0	0	0	0
HHH	0	0	0	0	0	0	0	0	0	0	0
III	0	0	0	0	0	0	0	0	0	0	0
JJJ	0	0	0	0	0	0	0	0	0	0	0
KKK	0	0	0	0	0	0	0	0	0	0	0
LLL	0	0	0	0	0	0	0	0	0	0	0
MMM	0	0	0	0	0	0	0	0	0	0	0
NNN	0	0	0	0	0	0	0	0	0	0	0
OOO	0	0	0	0	0	0	0	0	0	0	0
PPP	0	0	0	0	0	0	0	0	0	0	0
QQQ	0	0	0	0	0	0	0	0	0	0	0
RRR	0	0	0	0	0	0	0	0	0	0	0
SSS	0	0	0	0	0	0	0	0	0	0	0
TTT	0	0	0	0	0	0	0	0	0	0	0
UUU	0	0	0	0	0	0	0	0	0	0	0
VVV	0	0	0	0	0	0	0	0	0	0	0
WWW	0	0	0	0	0	0	0	0	0	0	0
XXX	0	0	0								

III. Problems and Challenges for data collection

1) Enlargement

10 new countries

4 of them are not Eurogas members

Bulgaria and Romania might join

Difficulties for new members to collect data

Solutions:

- Questionnaires are very clear with explanatory notes on how to complete them
- Possibility for new members to ask about their problems during Eurogas meetings
- Co-operation with non-member companies established (Latvia, Lithuania, Estonia, Slovenia, Luxembourg)
- Workshops and invitation to Eurogas meetings with non member companies planned, for exchange of experience in data collection



III. Problems and Challenges for data collection

2) Consequences of the liberalisation

2003 Directive foresees, amongst others, the market opening and legal unbundling

Consequences: more actors on the gas market and confidentiality requirements

- **Some information becomes more difficult to get**
- **More provisional data is provided by the companies**

Eurogas concrete examples:

- **Inland Sales:** No breakdown between Commercial and Residential and some countries can not even provide breakdown between industry and power plants
- **Gas Customers:** No breakdown between domestic and non domestic
- **Pipelines lengths:** No breakdown between transmission and distribution
- **FEC figures,** usually depending on national statistic offices, are delayed
- **Imports** figures are more difficult to obtain



IV. Fields of existing and possible cooperation

1) National statistic offices

Need of cooperation for PEC and FEC data in oil, fossil fuels, electricity

2) Non-member countries information

Established cooperation with no-member countries via gas companies

3) International cooperation

Role of public international organisations including: IEA, Eurostat as well as private organisations like Cedigaz



Final Remarks

- Challenges in data collection are real
- Data collection is more time consuming for members and for “Eurogas” statistical office
- “New” countries seem to have less difficulties than expected, but direct cooperation with their companies is a must
- New context might restrict access to some information when commercially sensitive



Thank you for your attention !

For additional information:

www.eurogas.org

The annual report and Statistic Section will
be available on the 1.12.2005

Emilie Marinova

Emilie.marinova@eurogas.org

+32 2 237 11 20

